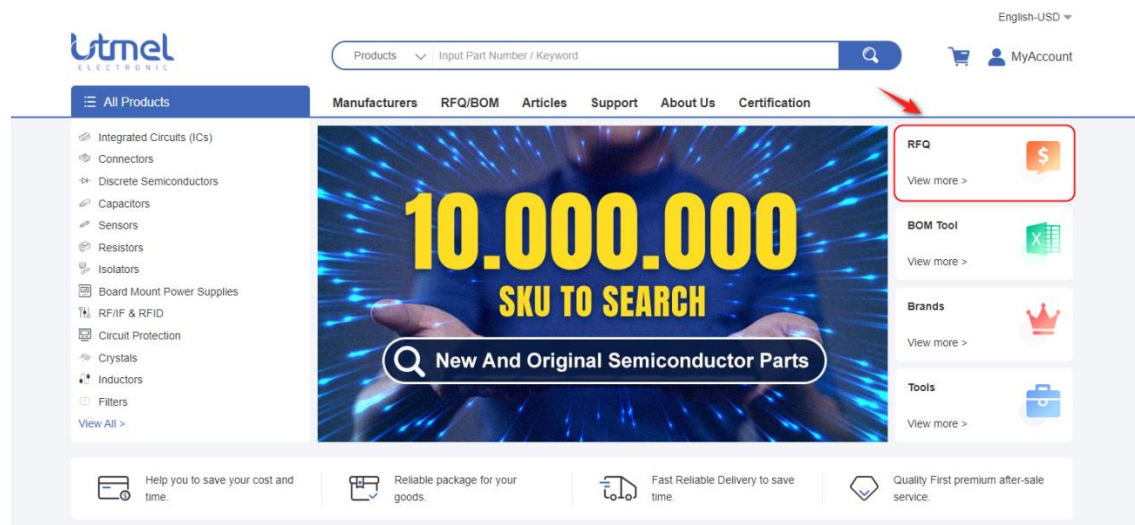


How to Request for Quote on Utmel

For products that don't contain a range of prices, you will need to request quotes. There are 3 entrances where you can post an RFQ.

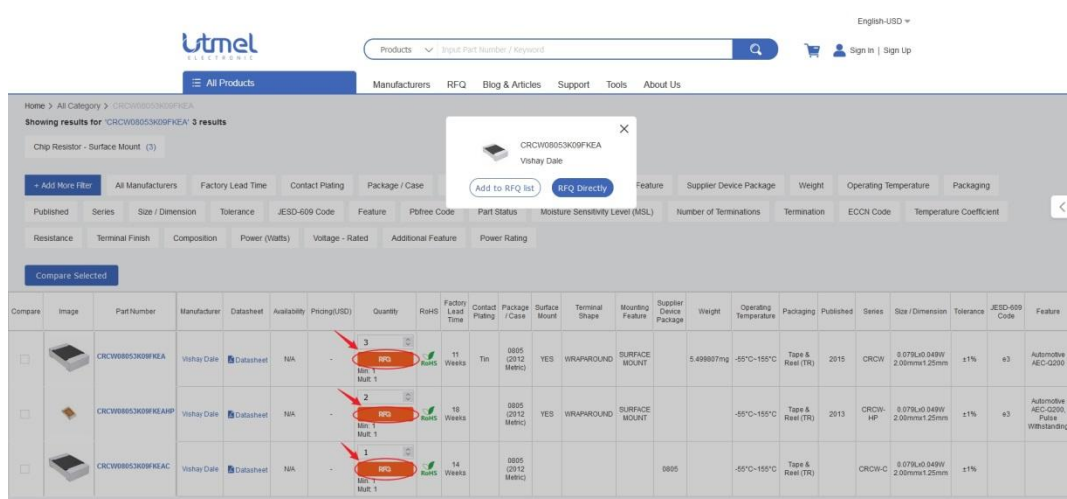
1. Homepage – RFQ (<https://www.utmel.com/rfq>)

You can start RFQ on Utmel homepage. However, this is recommended strongly if you have built up a BOM (Bill of Materials), or you'll have to take time to fill out more forms.



2. Search Results Page

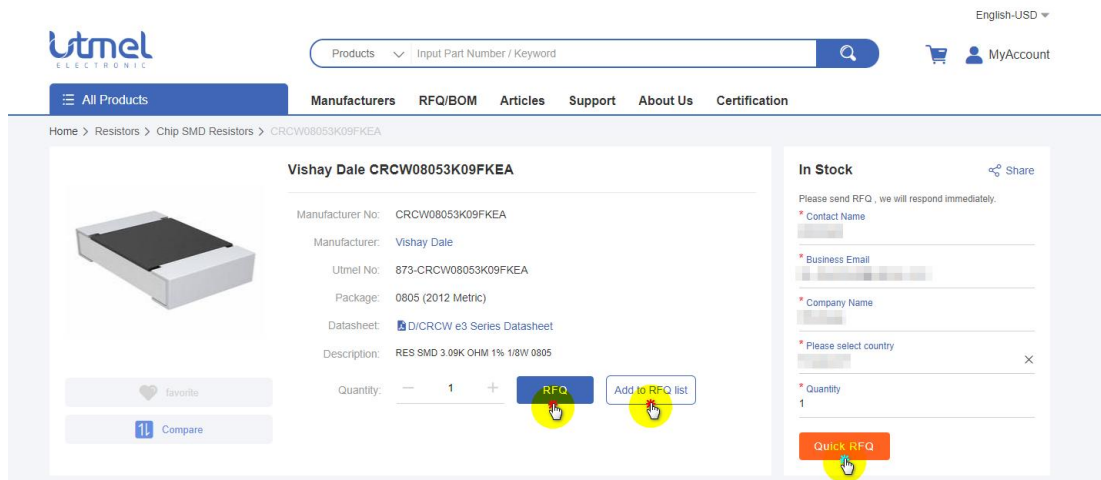
On this page, you can add certain numbers of the part to the RFQ list or directly request the parts. In this way, the system can help pre-fill your BOM.



3. Product Details Page

Similar to the second way, in product detail pages you can either directly RFQ

“RFQ” button) or add the product to your list (“Add to RFQ list” button). By tapping the “Quick RFQ” button, you send your request to us immediately.



RFQ Filling Page

After adding all the parts you want, you can check out the RFQ filling page through the first entrance. You can upload the BOM file or add parts one by one manually. Note: The BOM file will overwrite parts you’ve added. Don’t forget to specify your contact info, which you can manage in your account center. After submission, our sales team will contact you within 12 hours during working days.

